



Mercedes Sprinter 2007- onwards Model LWB & XLWB Custom Moulded Tanks

IMPORTANT: It is essential that you measure under the vehicle to ensure they fit correctly and that there are no obstructions that may affect the installation of these tanks or the fittings placements. We will not accept returns if this has not been done.

How they come

There are 2 - 3 tanks for each vehicle. These tanks can be used for either freshwater or greywater depending on your plumbing arrangements.

Can they be changed

The tank shape and sizes are fixed but the plumbing fitting location and sizes will be customised to suit your particular installation.

Will they be visible

When installed correctly the tanks will all fit up above the vehicle sill and will not be seen.

Tank Construction

These tanks are moulded from UV stabilised, food grade polyethylene. Polyethylene is very strong, highly impact resistant and will not rust or corrode.

What about Installation

Each tank has been designed to fit in one location only. The tanks would best be installed by using metal strapping or angle frame from the body under the tank and fixing back onto the body or chassis.

Warranty

As with all Atlas Tanks they are covered by a 5 Year Guarantee against workmanship and defect.

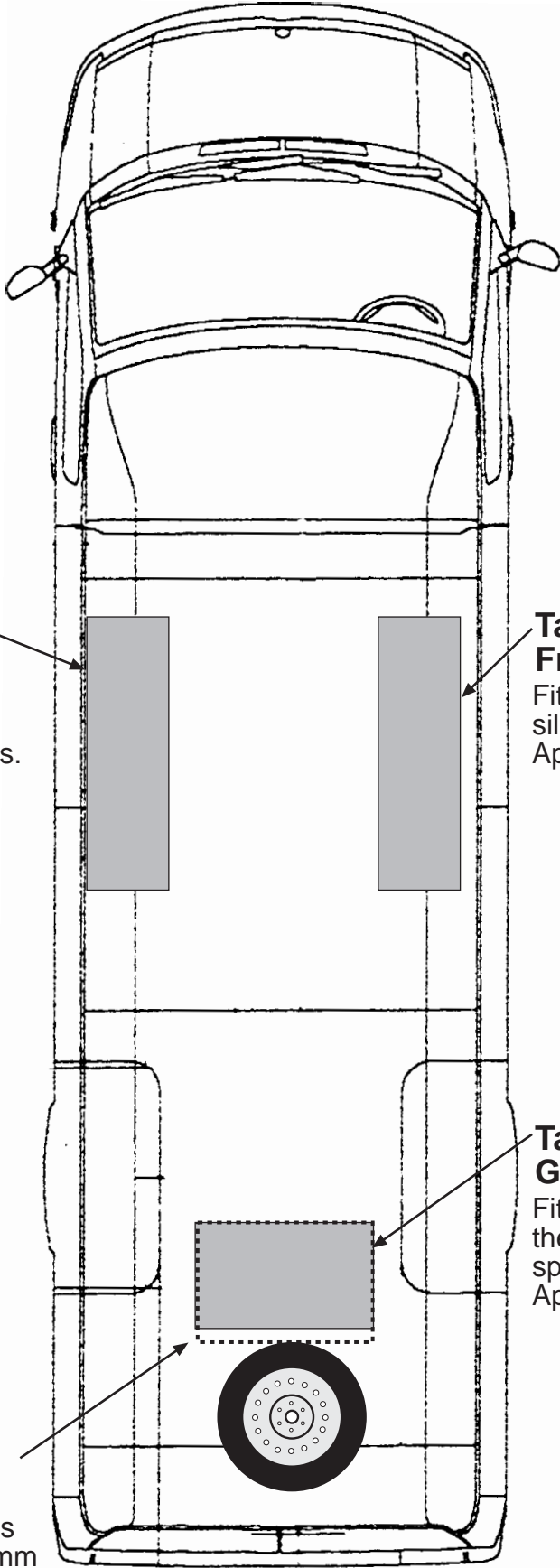
**Mercedes Sprinter/
Volkswagen LT
Tank locations**

**Tank 3 Greywater or
Freshwater**
Fits between chassis rail and
sill.
Approximate capacity 50 litres.

**Tank 2 Greywater or
Freshwater**
Fits between chassis rail and
sill.
Approximate capacity 110 litres.

**Tank 1 Freshwater or
Greywater**
Fits behind diff and finishes below
the cross-member in front of the
spare wheel.
Approximate capacity 86 litres.

**Tank 1a Freshwater or
Greywater**
Suitable for the Extra Long
Wheel Base vehicle only. This
tank measures an extra 250mm
in length.
Approximate capacity 120 litres.





Fittings

Freshwater Tanks

Inlets, outlets, breathers and connectors will be fitted to the tanks as BSPT female threaded ports. The location of these ports will be customised to suit your installation. Mark on the drawings and return back to Atlas Tanks with the How To Order form.

We recommend the following size fittings:

Filler:	1" or 1 1/2 " depending on filler point type*
Outlet to pump	1/2"
Breather	1/2" or 3/8" depending on filler point type*

*Filler point type

Each of the filler types has different filler and breather pipe diameters. Please check the type you intend using to ensure you have the right fitting sizes.

Greywater Tank

Fittings in the greywater tank will need to suit appliances.

We recommend the following sizes:

Inlets:	1" or 1-1/2"
Outlet:	1" or 1-1/2"
Breather:	3/4"

Tank Installation

Installation

The tanks have been designed to be installed and held in position by metal brackets made from angle steel. The frame can be secured using threaded hangers attached to the chassis and frame. Atlas Tanks does not supply any installation brackets.



How to Order

Tanks Required (please tick)

Tank 1 - 86 litre - \$333.80 inc gst

Tank 1a - XLWB - \$426.20 inc gst

Tank 2 - 110 litre - \$398.48 inc gst

Tank 3 - 50 litre - \$267.95 inc gst

Fitting Location and Sizes

Using the drawings provided please clearly indicate where you require your inlets, outlets, breathers and connectors.

Special Instructions

Order Information

Name of company: _____

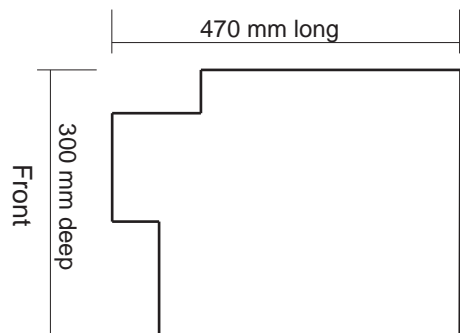
Contact person: _____

Delivery Address: _____

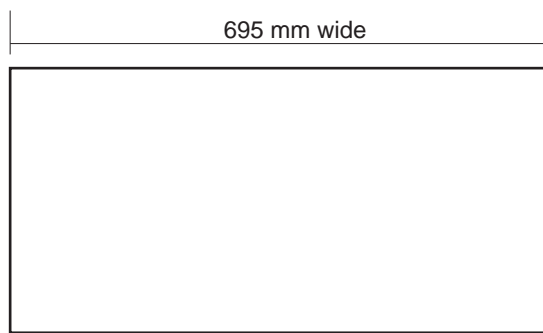
Email Address : _____

Phone Number: _____

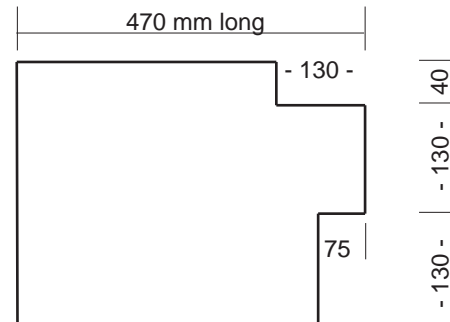
Tanks Required by: _____



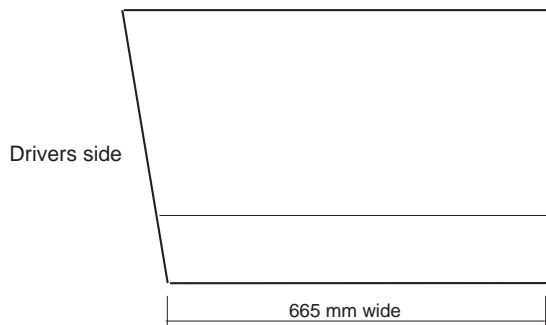
Passengers Side



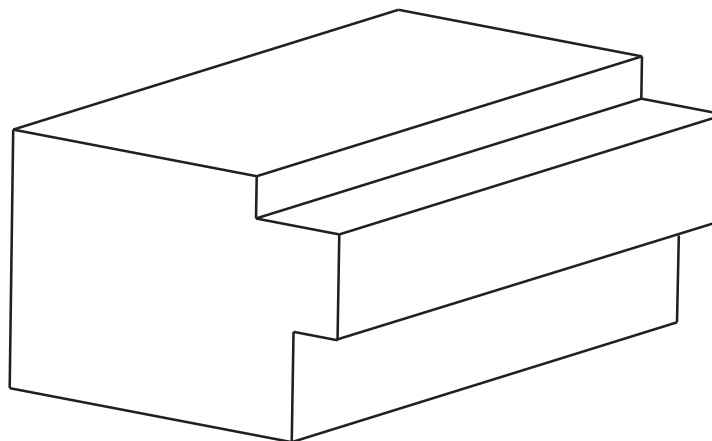
Rear View



Drivers Side




Plan View



Driver's Side

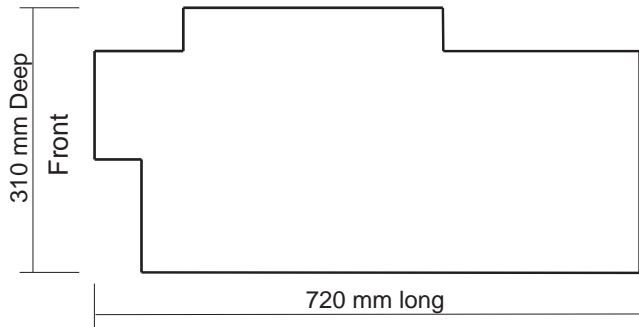
Front of vehicle



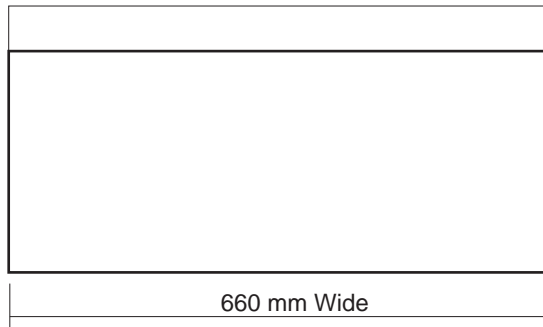
Front View

Please clearly mark where you require fitting locations and sizes.

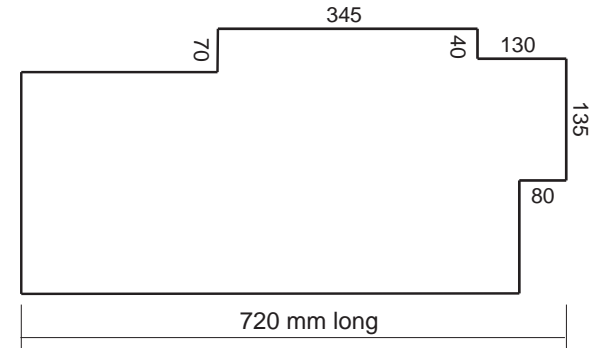
Mercedes Sprinter LWB Model	
Tank: Tank One 86 litres	
Atlas Tanks	2007 onwards



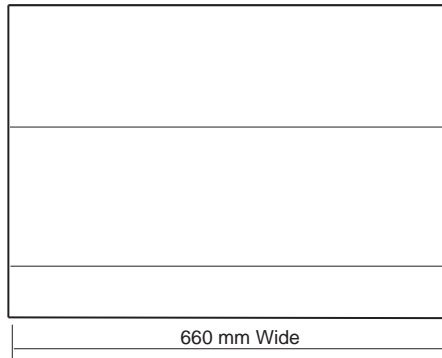
Passengers Side



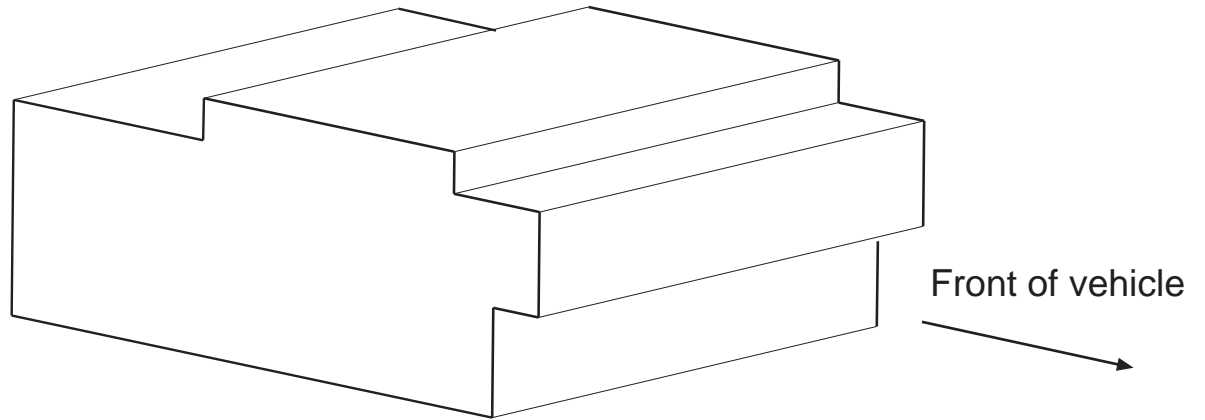
Rear View




Drivers Side



Plan View



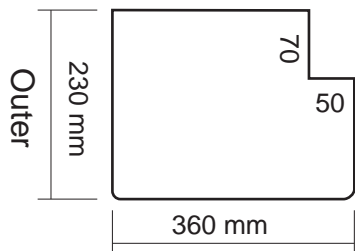
Driver's Side



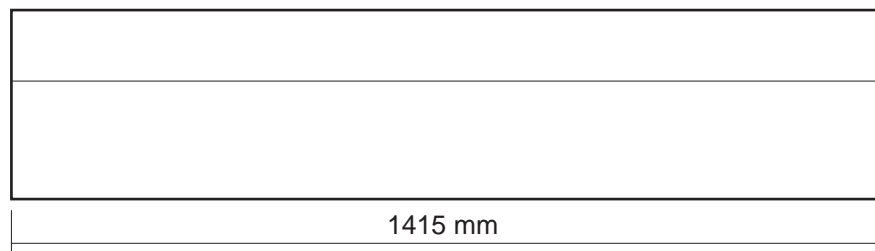
Front View

Please clearly mark where you require fitting locations and sizes.

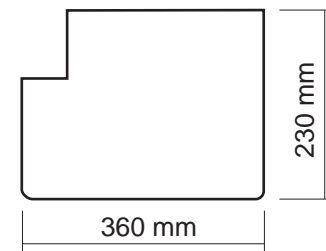
Mercedes Sprinter XLWB Model	
Tank: Tank One A 120 litres	
Atlas Tanks	2007 onwards



Front View





Inner Side View



Rear View

Rear of vehicle



Plan View

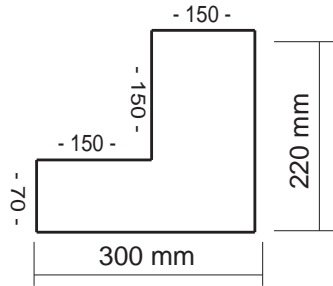
Please clearly mark where you require fitting locations and sizes.

Mercedes Sprinter LWB Model

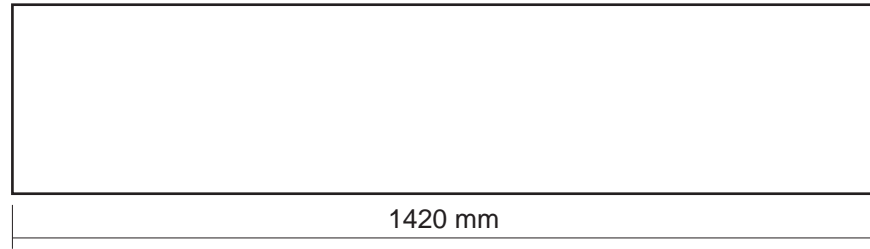
Tank: Tank Two 110 litres

Atlas Tanks

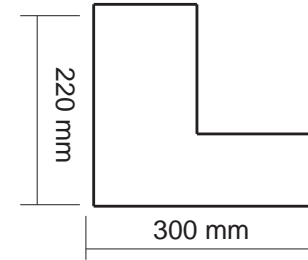
2007 onwards



Rear View


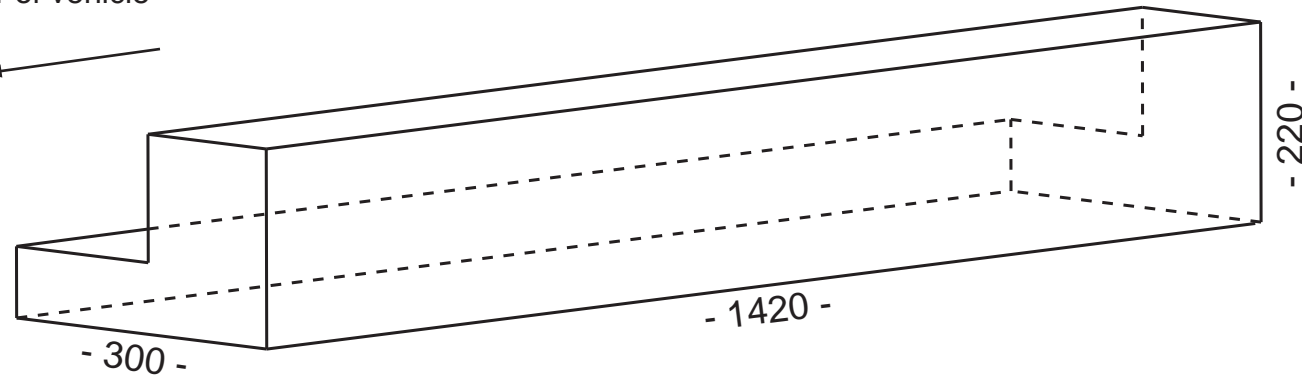


Inner Side View



Front View

Rear of vehicle



Plan View

Please clearly mark where you require fitting locations and sizes.

Mercedes Sprinter	
Tank: Tank Three 50 litres	
Atlas Tanks	2007 onwards