



# Mercedes Sprinter 2007- onwards Model LWB & XLWB Custom Moulded Tanks

## **How they come**

There are 2 - 3 tanks for each vehicle. These tanks can be used for either freshwater or greywater depending on your plumbing arrangements.

## **Can they be changed**

The tank shape and sizes are fixed but the plumbing fitting location and sizes will be customised to suit your particular installation.

## **Will they be visible**

When installed correctly the tanks will all fit up above the vehicle sill and will not be seen.

## **Tank Construction**

These tanks are moulded from UV stabilised, food grade polyethylene. Polyethylene is very strong, highly impact resistant and will not rust or corrode.

## **What about Installation**

Each tank has been designed to fit in one location only. The tanks would best be installed by using a metal strapping or angle frame from the body under the tank and fixing back onto the body or chassis.

## **Warranty**

As with all Atlas Tanks they are covered by a 5 Year Guarantee against workmanship and defect.

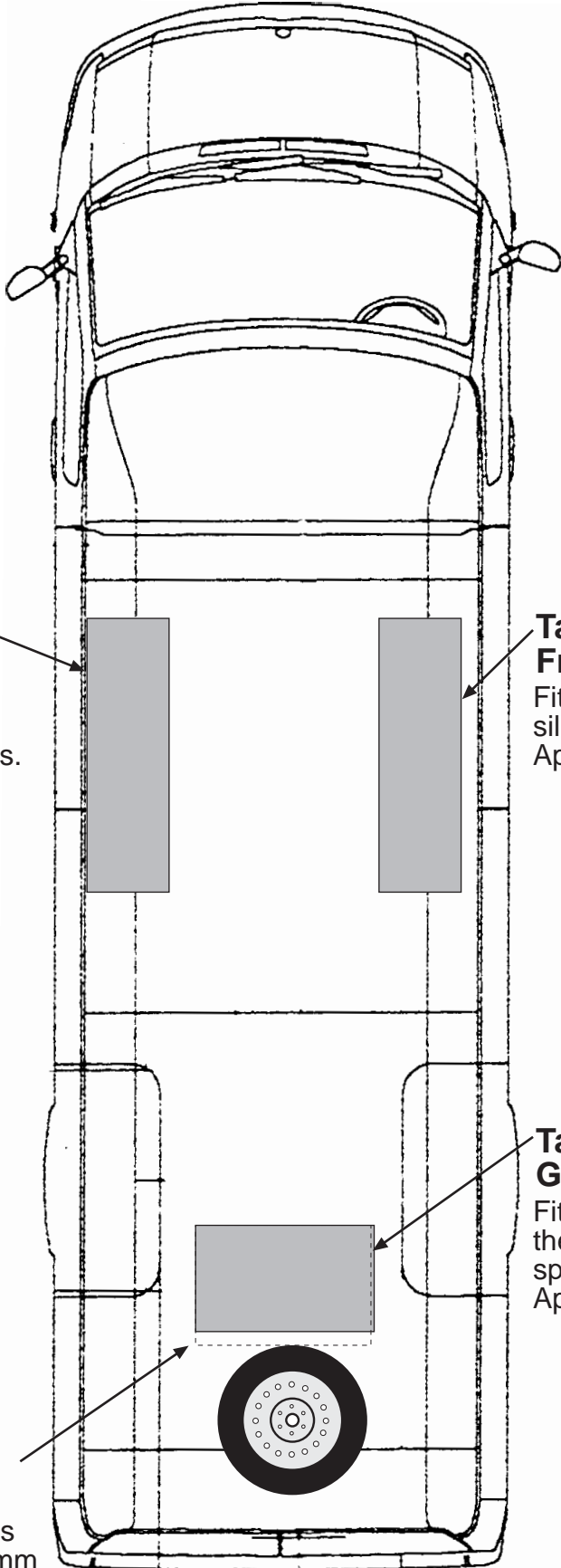
**Mercedes Sprinter/  
Volkswagen LT  
Tank locations**

**Tank 3 Greywater or  
Freshwater**  
Fits between chassis rail and  
sill.  
Approximate capacity 50 litres.

**Tank 2 Greywater or  
Freshwater**  
Fits between chassis rail and  
sill.  
Approximate capacity 110 litres.

**Tank 1 Freshwater or  
Greywater**  
Fits behind diff and finishes below  
the cross-member in front of the  
spare wheel.  
Approximate capacity 86 litres.

**Tank 1a Freshwater or  
Greywater**  
Suitable for the Extra Long  
Wheel Base vehicle only. This  
tank measures an extra 250mm  
in length.  
Approximate capacity 120 litres.





# Fittings

## Freshwater Tanks

Inlets, outlets, breathers and connectors will be fitted to the tanks as BSPT female threaded ports. The location of these ports will be customised to suit your installation. Mark on the drawings and return back to Atlas Tanks with the How To Order form.

We recommend the following size fittings:

Filler:	1" or 1 1/2 " depending on filler point type*
Outlet to pump	1/2"
Breather	1/2" or 3/8" depending on filler point type*

### \*Filler point type

Each of the filler types has different filler and breather pipe diameters. Please check the type you intend using to ensure you have the right fitting sizes.

## Greywater Tank

Fittings in the greywater tank will need to suit appliances.

We recommend the following sizes:

Inlets:	1 1/2"
Outlet:	1 1/2"
Breather:	3/4" at least 50% of outlet size

# Tank Installation

## Installation

The tanks have been designed to be installed and held in position by metal straps. Ideally the straps should be about 50 mm wide. We do not supply the straps.

- 2 Straps on each of the freshwater tanks
- 3 Straps on the greywater tank



# How to Order

## Tanks Required (please tick)

Tank 1 - 86 litre - \$333.80 inc gst

Tank 1a - XLWB - \$426.20 inc gst

Tank 2 - 110 litre - \$398.48 inc gst

Tank 3 - 50 litre - \$267.95 inc gst

## Fitting Location and Sizes

Using the drawings provided please clearly indicate where you require your inlets, outlets, breathers and connectors.

## Special Instructions

## Order Information

Name of company: \_\_\_\_\_

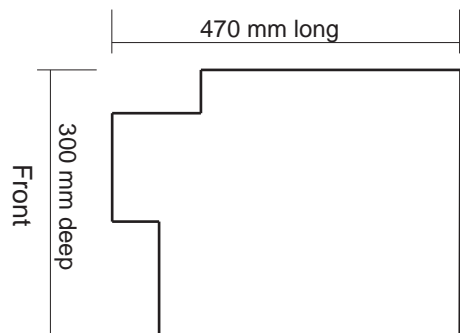
Contact person: \_\_\_\_\_

Delivery Address: \_\_\_\_\_

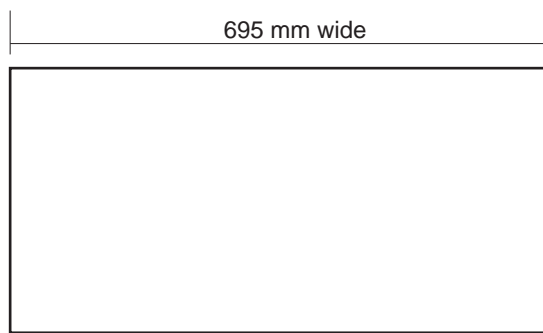
Email Address : \_\_\_\_\_

Phone Number: \_\_\_\_\_

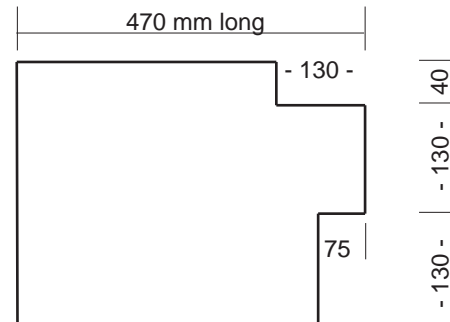
Tanks Required by: \_\_\_\_\_



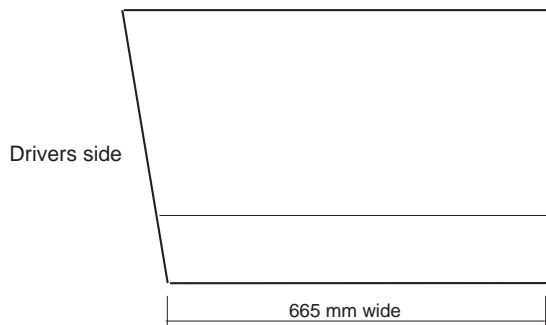
Passengers Side



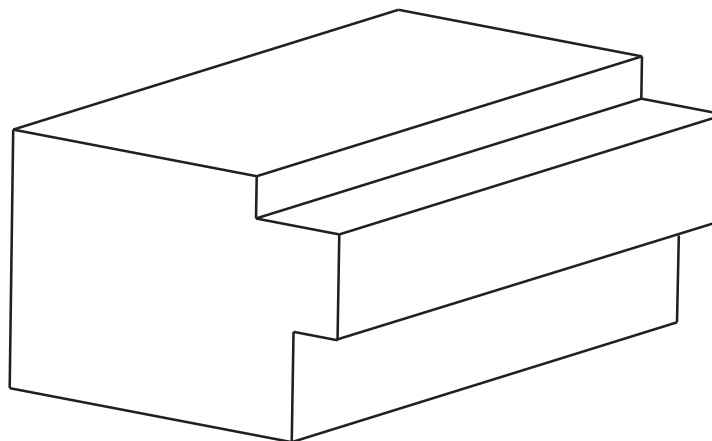
Rear View



Drivers Side




Plan View



Driver's Side

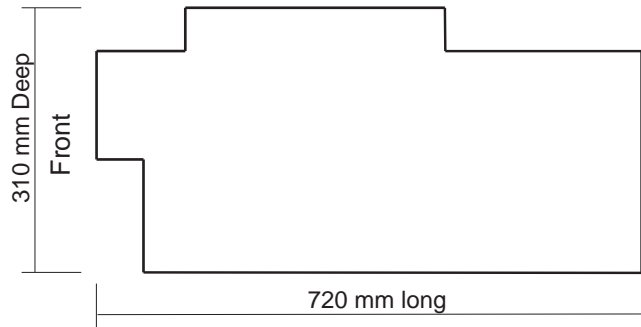
Front of vehicle



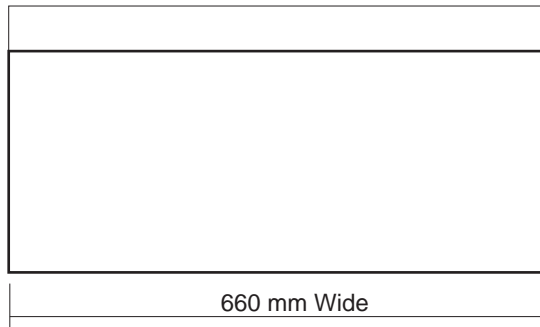
Front View

**Please clearly mark where you require fitting locations and sizes.**

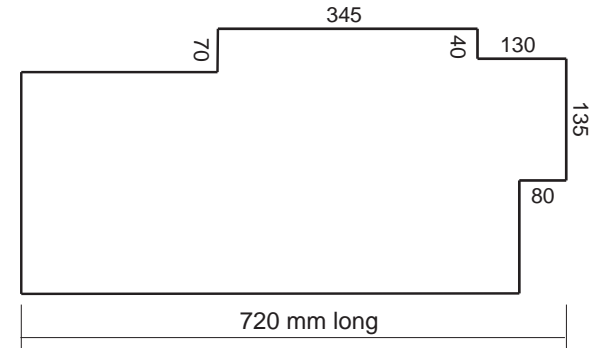
Mercedes Sprinter LWB Model	
Tank: Tank One 86 litres	
Atlas Tanks	2007 onwards



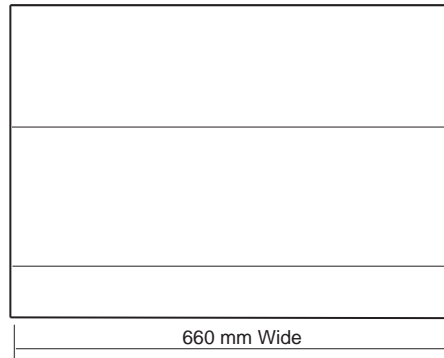
Passengers Side




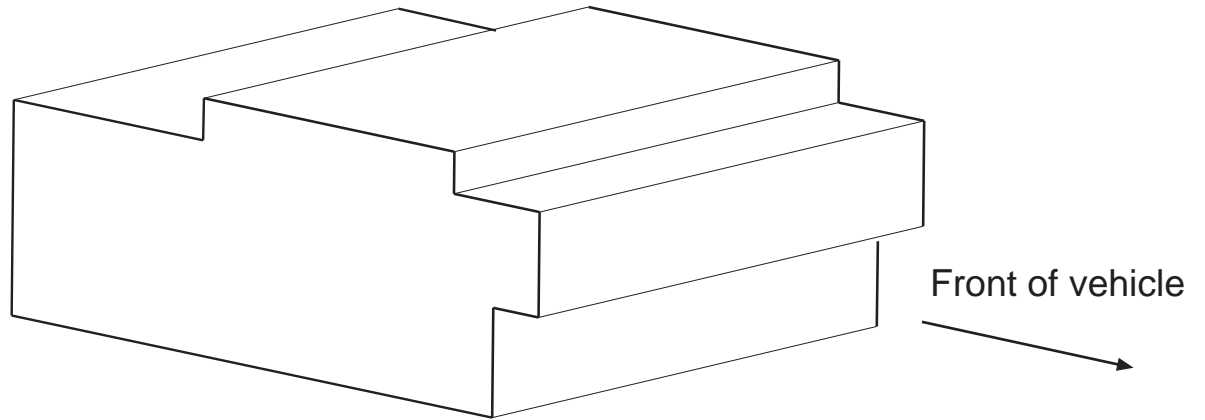
Rear View



Drivers Side



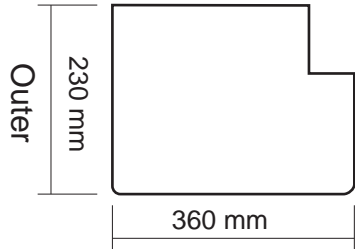
Plan View



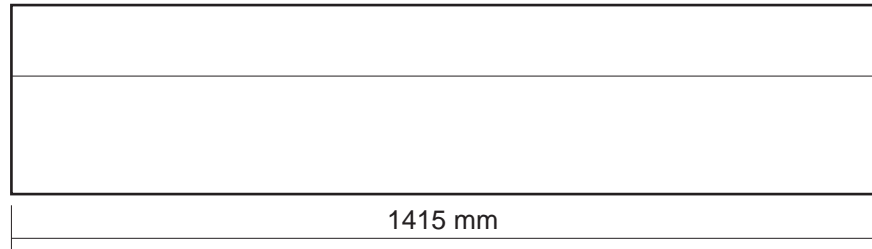
Front View

**Please clearly mark where you require fitting locations and sizes.**

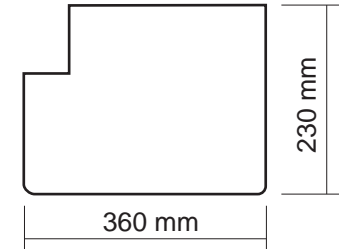
Mercedes Sprinter XLWB Model	
Tank: Tank One A 120 litres	
Atlas Tanks	2007 onwards



Front View





Inner Side View



Rear View

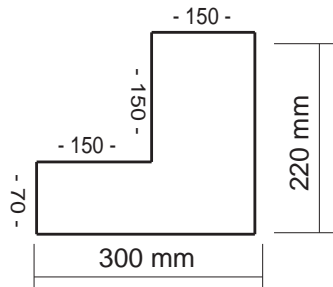
Rear of vehicle



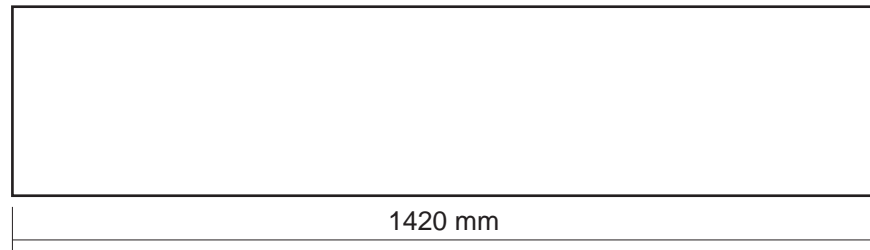
Plan View

**Please clearly mark where you require fitting locations and sizes.**

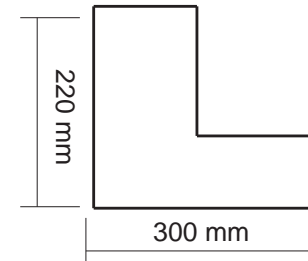
Mercedes Sprinter LWB Model	
Tank: Tank Two 110 litres	
Atlas Tanks	2007 onwards



Rear View


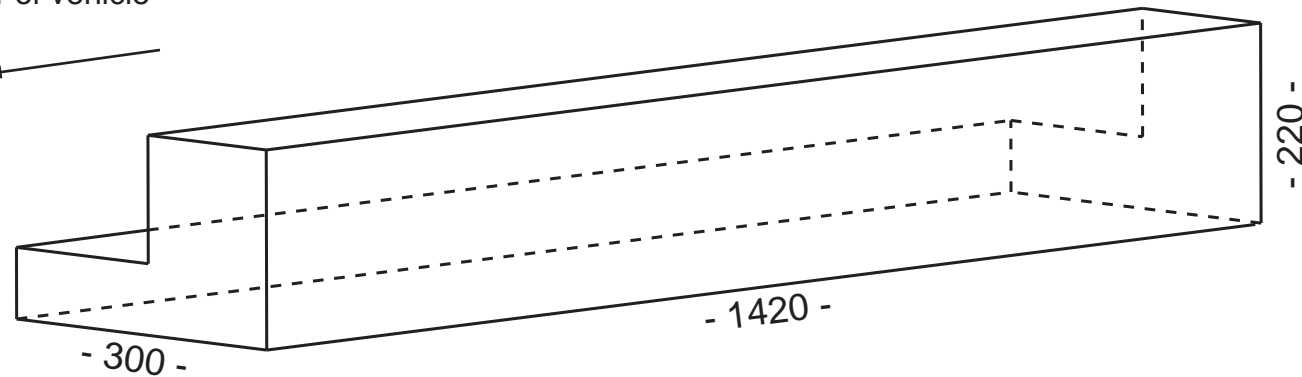


Inner Side View



Front View

Rear of vehicle



Plan View

**Please clearly mark where you require fitting locations and sizes.**

Mercedes Sprinter

Tank: Tank Three 50 litres

Atlas Tanks

2007 onwards