



Mercedes Sprinter

Custom Moulded Tanks

Atlas Tanks now offers a set of moulded tanks specifically for the Mercedes Benz Sprinter high roofed long wheel base vehicles. These are not suitable for the dual wheel Sprinter.

How they come

There are 4 tanks in total, 3 freshwater giving just on 200 litres capacity and 1 greywater tank with a capacity of about 85 litres.

While offered as a set of 4 tanks, they can be purchased separately.

Can they be changed

The tank shape and sizes are fixed but the plumbing fitting location and sizes will be customised to suit your particular installation.

Will they be visible

When installed correctly the tanks will all fit up above the vehicle sill and will not be seen.

Tank Construction

These tanks are moulded from food grade polyethylene. Polyethylene is very strong, highly impact resistant and will not rust or corrode.

What about Installation

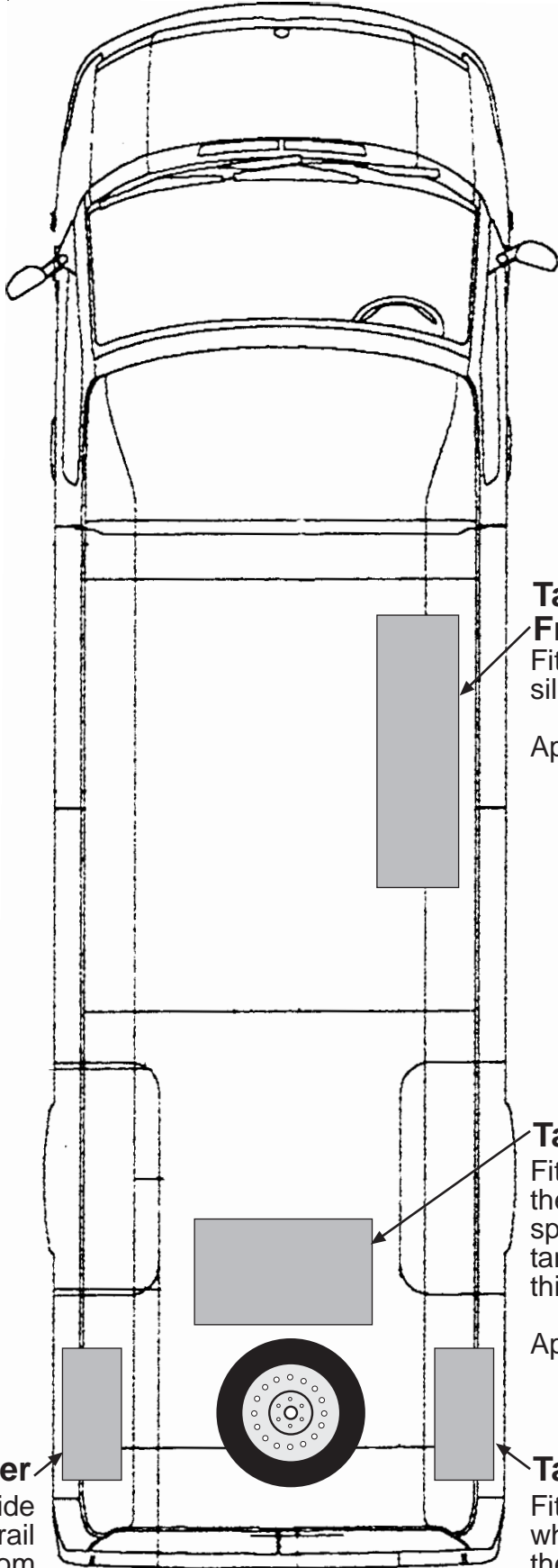
Each tank has been designed to fit in one location only. The tanks would best be installed by using a metal strap from the body under the tank and fixing back onto the body or chassis.

Warranty

As with all Atlas Tanks they are covered by a 5 Year Guarantee against workmanship and defect.

Mercedes Sprinter

Tank locations



Tank 4 Greywater or Freshwater
Fits between chassis rail and sill.
Approximate capacity 85 litres.

Tank 1 Freshwater
Fits behind diff and finishes below the cross-member in front of the spare wheel. Second and third tanks will drain to and fill from this tank.
Approximate capacity 103 litres.

Tank 2 Freshwater
Fits behind the Passengers side rear wheel between chassis rail and the sill. This tank fills from and drains to the main (1) tank.
Approximate capacity 45 litres.

Tank 3 Freshwater
Fits behind the drivers side rear wheel between chassis rail and the sill. This tank fills from and drains to the main (1) tank.
Approximate capacity 45 litres.

NOTE: Tank 3 may require modification to the exhaust to facilitate installation.



Fittings

Freshwater Tanks

Inlets, outlets, breathers and connectors will be fitted to the tanks as BSPT female threaded ports. The location of these ports will be customised to suit your installation. Mark on the drawings and return back to Atlas Tanks with the How To Order form.

The 3 freshwater tanks have been designed as a set or alternatively only fit the number of tanks which you need (one or more).

When the tanks are installed and plumbed correctly tanks 2 & 3 will gravity fill and drain from the main (1) tank. Using this installation method tanks 2 & 3 will only need a connection pipe and a separate breather pipe between themselves and the main (1) tank.

Using all three freshwater tanks as a set the main tank will require a connection pipes to tanks 2 & 3, a filler and a breather.

We recommend the following size fittings:

Filler: 1" or 1 1/2 " depending on filler point type*
Outlet to pump 1/2"
Breather 1/2" or 3/8" depending on filler point type*
Connecting Pipes 1"

*Filler point type

Each of the filler types has different filler and breather pipe diameters. Please check the type you intend using to ensure you have the right fitting sizes.

Greywater Tank

Fittings in the greywater tank will need to suit appliances.

We recommend the following sizes:

Inlets: 1 1/2"
Outlet: 1 1/2"
Breather: 3/4" atleast 50% of outlet size

Tank Installation

Installation

The tanks have been designed to be installed and held in position by metal straps. Ideally the straps should be about 50 mm wide. At this point in time we are not supplying the straps.

2 Straps on each of the freshwater tanks
3 Straps on the greywater tank



How to Order

Tanks Required (please tick)

Tank 1 Main Freshwater \$334 + gst

Tank 2 Second Freshwater \$225 + gst

Tank 3 Third Freshwater \$225 + gst

Tank 4 Greywater \$284 + gst

Freight charges dependant on delivery location

Fitting Location and Sizes

Using the drawings provided please clearly indicate where you require your inlets, outlets, breathers and connectors.

Special Instructions

Order Information

Name of company: _____

Contact person: _____

Delivery Address: _____

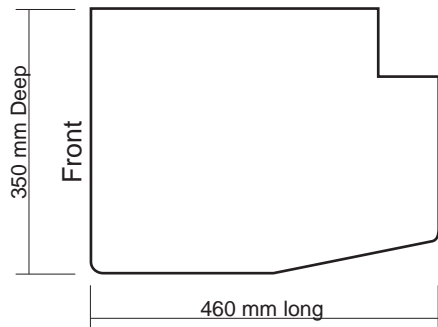
Postal Address : _____

Phone Number: _____

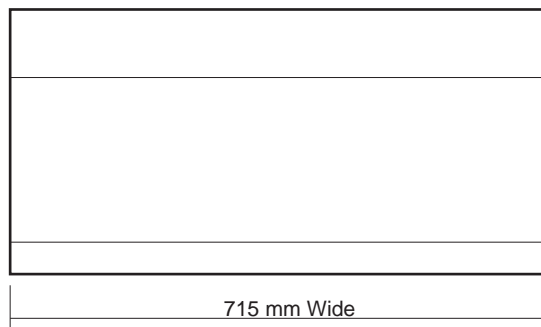
Fax Number: _____

Tanks Required by: _____

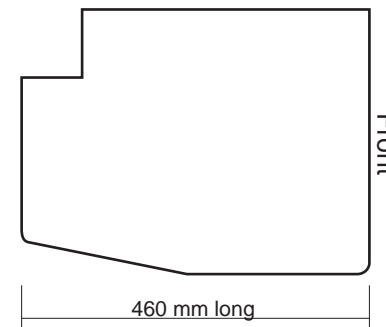
Atlas Tanks, 18 Allen Street, Moffat Beach, QLD 4551
Phone: (07) 5438 2310 Fax: (07) 5438 2318




Passengers Side
Front



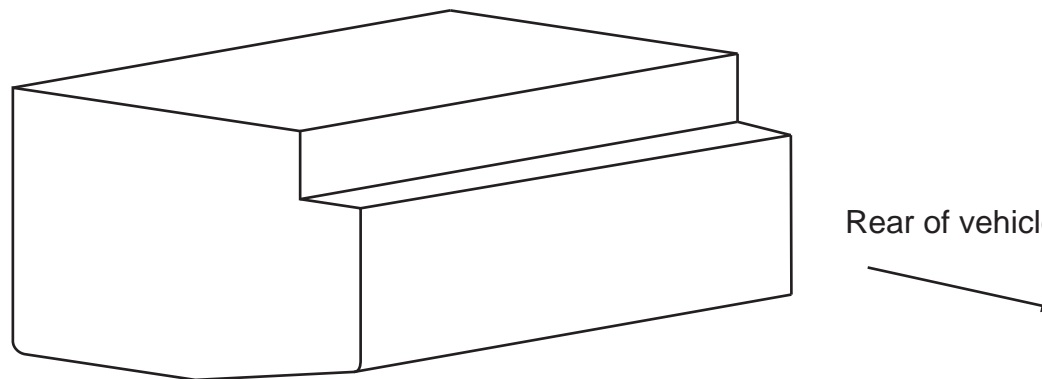
Rear View



Drivers Side

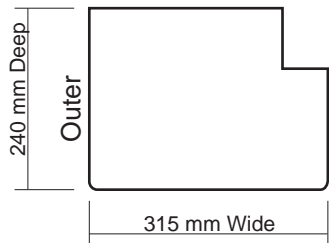


Plan View

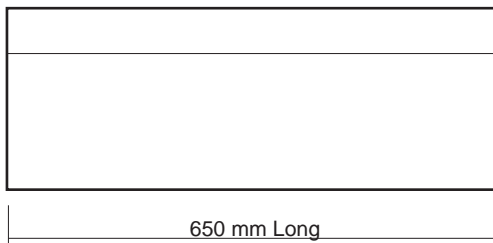


Please clearly mark where you require fitting locations and sizes.

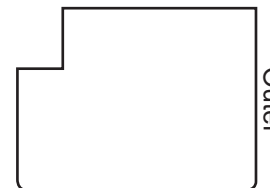
Mercedes Sprinter	
Tank: Main Water Tank 107 litres	
Atlas Tanks	September 2003




Rear View



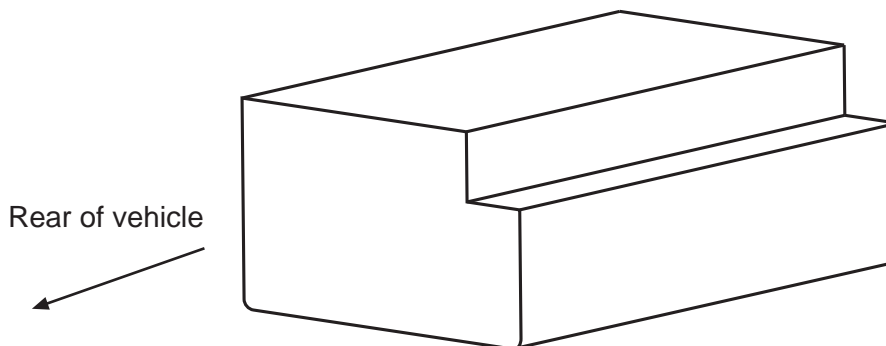
Inner Side View



Front View

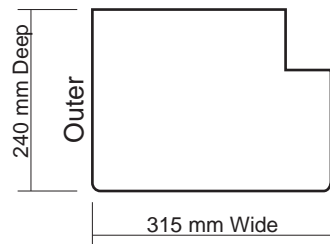


Plan View

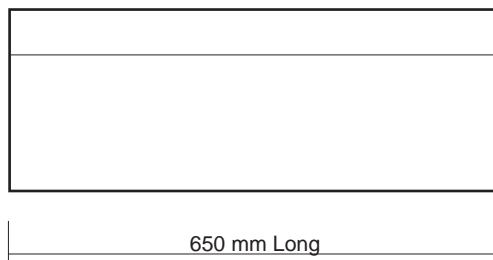


Please clearly mark where you require fitting locations and sizes.

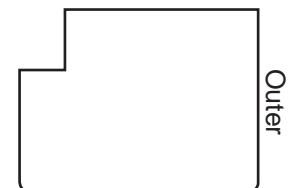
Mercedes Sprinter	
Tank: Water Tank 2 Pass Side 45litres	
Atlas Tanks	September 2003




Front View



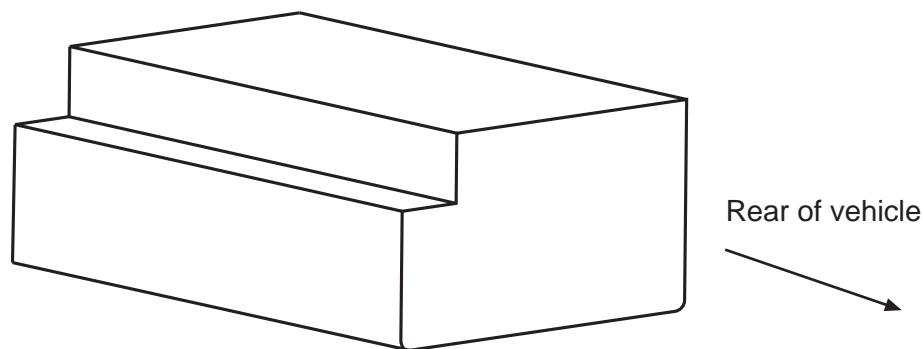
Inner Side View



Rear View

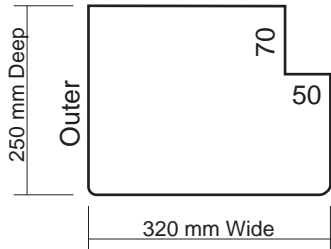


Plan View

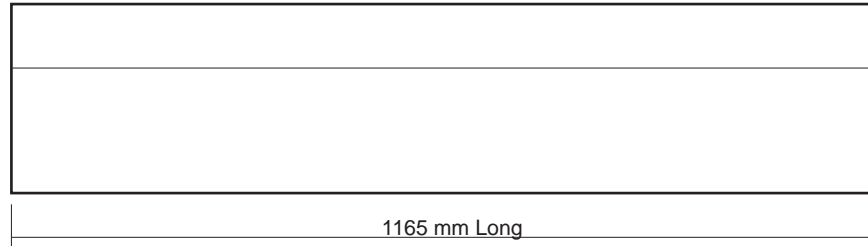


Please clearly mark where you require fitting locations and sizes.

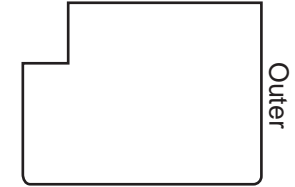
Mercedes Sprinter	
Tank: Water Tank 3 Drivers Side 45litres	
Atlas Tanks	September 2003




Front View




Inner Side View



Rear View



Rear of vehicle



Plan View

Please clearly mark where you require fitting locations and sizes.

Mercedes Sprinter	
Tank: Greywater Tank 4 85litres	
Atlas Tanks	September 2003